

CLASS OF 2023 SENIOR BABY AD CREATION

DUE NOVEMBER 11, 2022

Size:	Price:	# of Pictures
Full Page	\$240	1-10
1/2 Page	\$160	1-6
1/4 Page	\$90	1-4
1/8 Page	\$50	1

Purpose:

Applaud your child's achievements with a tribute in their yearbook. Celebrate with words of congratulation, praise & encouragement. This year we are trying something new and allowing parents and/or guardians to create and design their senior's baby ad through our publishing company, Herff Jones.

Helpful Tips and Tricks:

- We do not check spelling. Double check that you have spelled everything correctly (names, quotes, etc).
- Find pictures that are meaningful to you and your family.
 - Avoid including baby photos containing nudity, we cannot publish these.
 - Avoid pictures of boyfriends/girlfriends as we cannot go back and edit the baby ad once it has been submitted.
- This is your time to tell the student how proud you are of them, reminisce, and look forward to their future. Do not be afraid to express yourself!
- Make sure that the message to your senior is appropriate. If there are inappropriate words or phrases the yearbook staff will edit the message so it is appropriate to print. This will be done without any notice.

GETTING STARTED:

1. Go to www.yearbookordercenter.com.
2. Search for your school by code (21247) or by name (Snohomish High School).
3. Verify that the selected school is correct and click continue.
4. Click Buy a Yearbook Ad.
5. Choose your ad size/type.
6. Then select Student or Business and search for your student's name. The listed name is usually your student's official given name at the school. If you can't locate your student's name, you have the option to add a name to the list.
7. Click Next. Then log in with your credentials or create a new account.
8. After you are logged in, pick an ad template from the available options.

VIDEO TUTORIAL:

<https://herffjones.wistia.com/medias/48ratlbgsj>



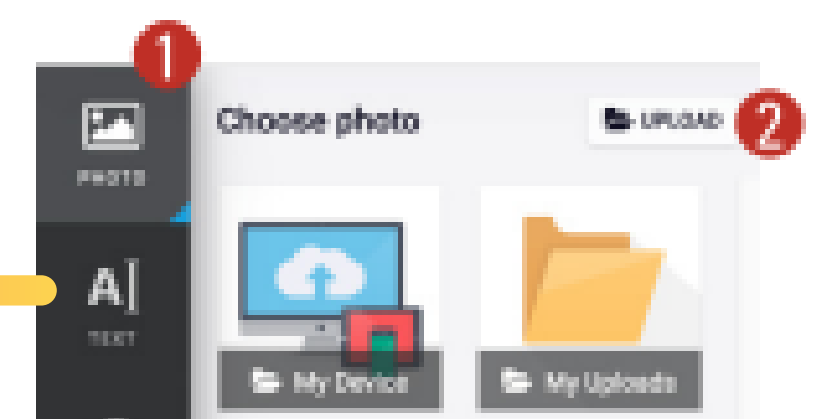
CREATE


The template will open in the design area where you can create the ad. Follow the steps below to add your photos, enter your text and format your ad.

NOTE: Each school chooses the formatting options available in the ad editor. The formatting options help ensure consistency among the ads and coordination with the yearbook's design. All schools will not have the same formatting options.

ADD PHOTOS

1. Click to open the Photo tab on the left.
2. Click Upload at the top of the Photo panel. Browse on your device to select the photos you want to upload.
3. After they upload, your photos will appear in the Photo panel.
4. To place an image on the ad, select one of the image frames on the ad. Then click on one of the images in the Photo tab. You can also drag and drop an image on a frame.
5. When an image is placed, use the slider under the image to make the image larger or smaller in the frame. You can also click the + / - buttons to make size adjustments.
6. Click and drag on the image to reposition it inside the frame.



PRO TIP: It is best to upload the original image rather than an image taken from social media. Typically, images taken from social media are not large enough for quality reproduction. If you see a icon like this  on an image, it means the image has a low resolution and may not print at the highest quality.

ADD TEXT

The text formatting options are set by your school to ensure consistency with the rest of the yearbook.

1. Select one of the text frames, and a text entry box will appear on screen.
2. Type a message in the box, and the text frame on the ad will update to reflect the text you entered.
3. The formatting options will appear in the Text panel on the left. Adjust the text settings.

If you want to move a message further down the ad, place your cursor at the beginning of the message and press enter or return to bump it down.

THEME

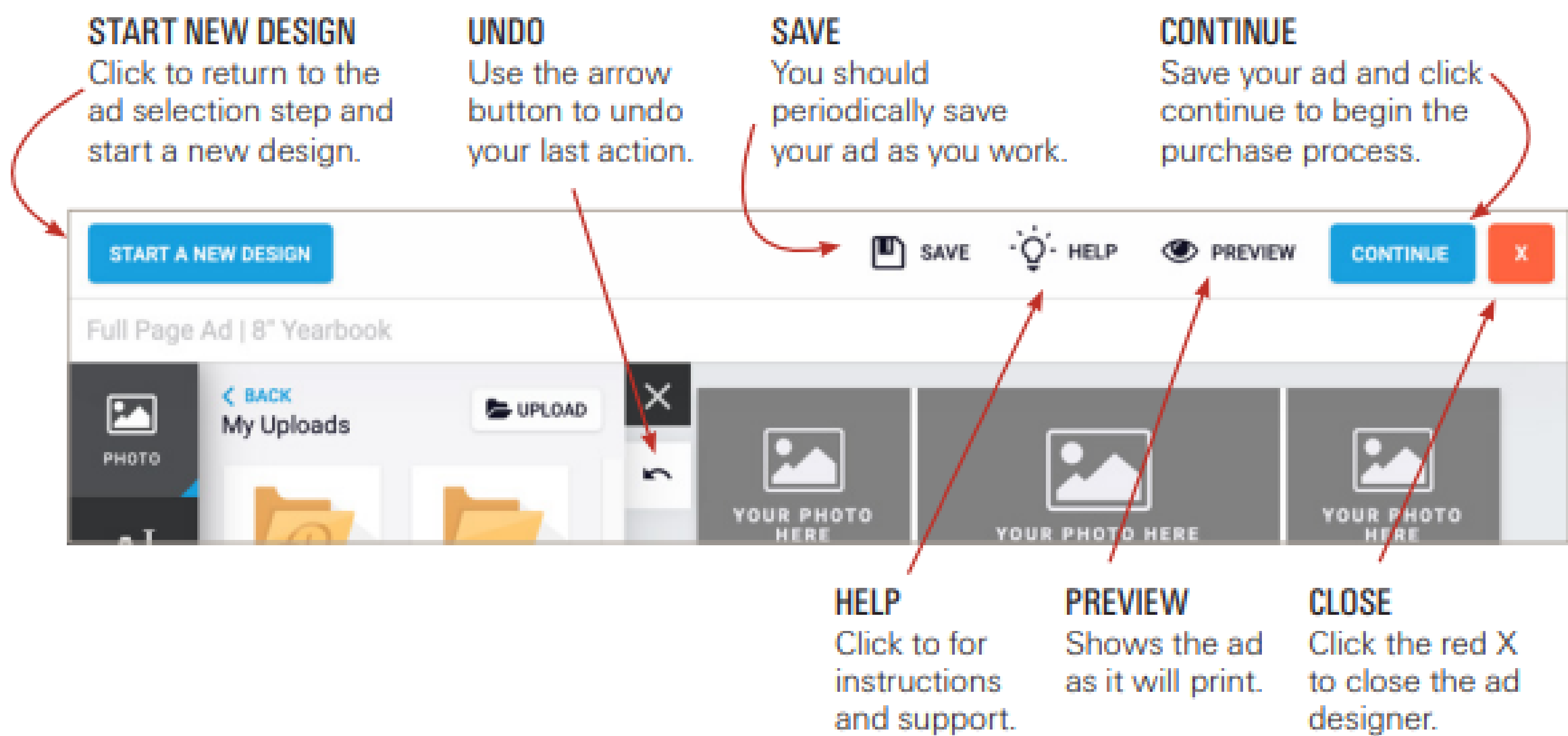
Some schools create themes you can apply to the ad. You will see any available themes in the Theme panel on the left. A theme is a combination of fonts and colors that can be applied with one click.

1. Click the Theme tab on the left to view your options.
2. Click a theme to apply it to your ad.

BACKGROUND

Some schools allow for different background colors to be set. Some schools limit the background colors to ensure consistency with the yearbook.

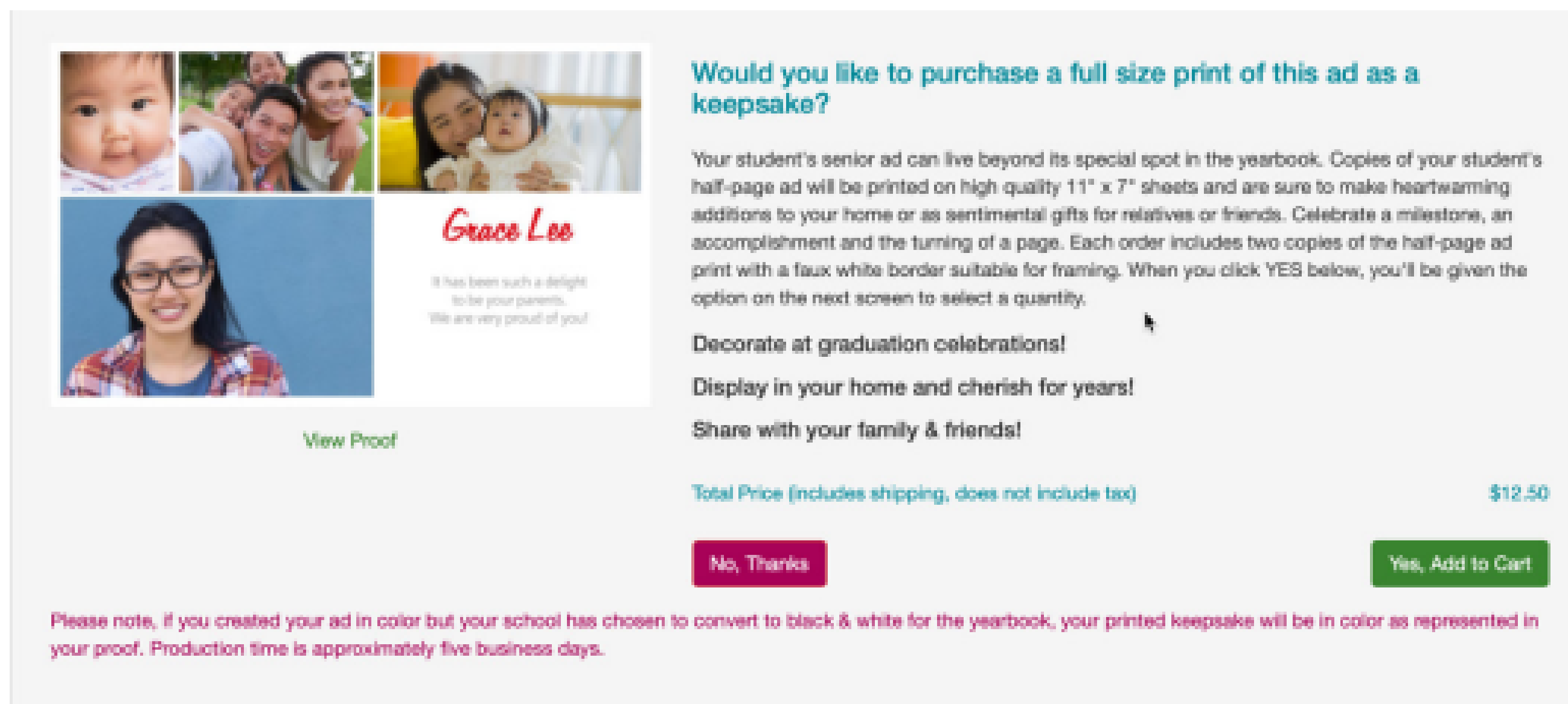
1. Click the Background tab on the left to view your options.
2. Click a color swatch to apply it to your ad.



REVIEW AND APPROVE YOUR AD

1. When you have finished the edits to your ad and are ready to purchase, save your ad and click the Continue button.
2. In the next step, review a proof of your ad by clicking the View Proof link.
3. If you are satisfied with how the ad looks, place your initials in the box to indicate your understanding of the stated terms and policies.
4. Then click Add to Cart and complete the checkout process.

NOTE: You must complete and purchase your ad before your school's deadline for it to be included in the yearbook.



Would you like to purchase a full size print of this ad as a keepsake?

Your student's senior ad can live beyond its special spot in the yearbook. Copies of your student's half-page ad will be printed on high quality 11" x 7" sheets and are sure to make heartwarming additions to your home or as sentimental gifts for relatives or friends. Celebrate a milestone, an accomplishment and the turning of a page. Each order includes two copies of the half-page ad print with a faux white border suitable for framing. When you click YES below, you'll be given the option on the next screen to select a quantity.

Decorate at graduation celebrations!
Display in your home and cherish for years!
Share with your family & friends!

Total Price (includes shipping, does not include tax) **\$12.50**

[No, Thanks](#) [Yes, Add to Cart](#)

Please note, if you created your ad in color but your school has chosen to convert to black & white for the yearbook, your printed keepsake will be in color as represented in your proof. Production time is approximately five business days.

GREAT GIFT IDEA!

Order a full size print of your ad to put in your home or give to friends and family as a wonderful keepsake!

Full and half-page ads are available as prints. Quarter and eighth-page ads are printed as magnets.