



Canvas Parent Access

HOW TO ACCESS CANVAS AS A PARENT

1. First, your student needs to log into their Canvas account.
2. They need to get a code to allow you to pair with their account.
3. To get there they need to go to our school homepage.
4. Under the **Viking Quick Links**, click on **Online Resources**.

HOME OUR SCHOOL PARENTS STUDENTS DEPARTMENTS & PROGRAMS COMMUNITY

Valley View Middle School - Home of the Vikings!

Viking Announcements

Orientation night for incoming 7th graders
We would like to thank everyone who attended our orientation last night. We had a great turnout and look forward to seeing everyone again in the fall. If you were not able to attend you can view the powerpoint that was presented.
[click here to view Powerpoint](#)

Science & Arts Academy Information
Inspire the mind and heart through the school district's Science & Arts Academy! Amazing Race: Snohomish Edition! Sweet Sugar Science. Video Animation. World Music. Aeronautical Engineering. Reader's Theater. Floral Design. Babysitting Essentials. These are just some of the many exciting topics students entering grades 1 through 9 may investigate through the district's summer program. This year's Science & Arts Academy will run July 8 through July 25 at Snohomish High School (1315 Fifth Street in Snohomish).
• [Click here to download the flier to our summer 2019 program - English.](#)
• [Click here to download the flier to our summer 2019 program - Spanish.](#)

Suicide prevention
• [Please click here to learn more about anxiety, depression and suicide prevention](#)

Viking Quick Links

- ▶ Athletics
- ▶ Attendance
- ▶ Check Your Email
- ▶ Commonly Requested District Forms & Documents
- ▶ Fliers
- ▶ Map & Directions
- ▶ Newsletter Sign-Up (listserv)
- ▶ Online Resources (Library, Canvas, Lynda, Office 365, Skyward, Overdrive)
- ▶ Principals
- ▶ School Closures/Inclement Weather/Snow Routes
- ▶ School Hours & Bell Schedule

1. Click on the Canvas link.

Student Online Resources

Digital Access - Home & Remote Reference Login Document

https://www.sno.wednet.edu/cms/lib/WA01919489/Centricity/Domain/1538/Digital_Learning_Tools.pdf

Microsoft Office Offer

https://products.office.com/en-us/student?ms_officeurl=getoffice365

Adobe CC 2018 Offer

<https://www.sno.wednet.edu/Page/3980>

Canvas

<https://sno.instructure.com>

Family Access/Skyward

<https://www2.nwrdc.wa-k12.net/scripts/cgijp.exe/WService=wsnohoms71/seplog01.w>

Hello ID

<https://sno.helloid.com>

Lynda.com (high schools only)

<https://shib.lynda.com/Shibboleth.sso/InCommon?providerId=http://sso.sno.wednet.edu/adfs/services/trust&target=https://shib.lynda.com/InCommon>

NBC Learn (middle and high schools only)

<https://sso.nbclearn.com/Shibboleth.sso/wednet.edu>

Office 365

<https://login.microsoftonline.com/login.srf?wa=wsignin1.0&whr=sno.wednet.edu>

Sora, by OverDrive

<https://soraapp.com/library/snohomishwa>

Snohomish School District Libraries

<https://snohomish.follettdestiny.com>

Student Email

<https://login.microsoftonline.com/login.srf?wa=wsignin1.0&whr=sno.wednet.edu>



1. Then your student needs to click on the STUDENT link.




STUDENT



TEACHER

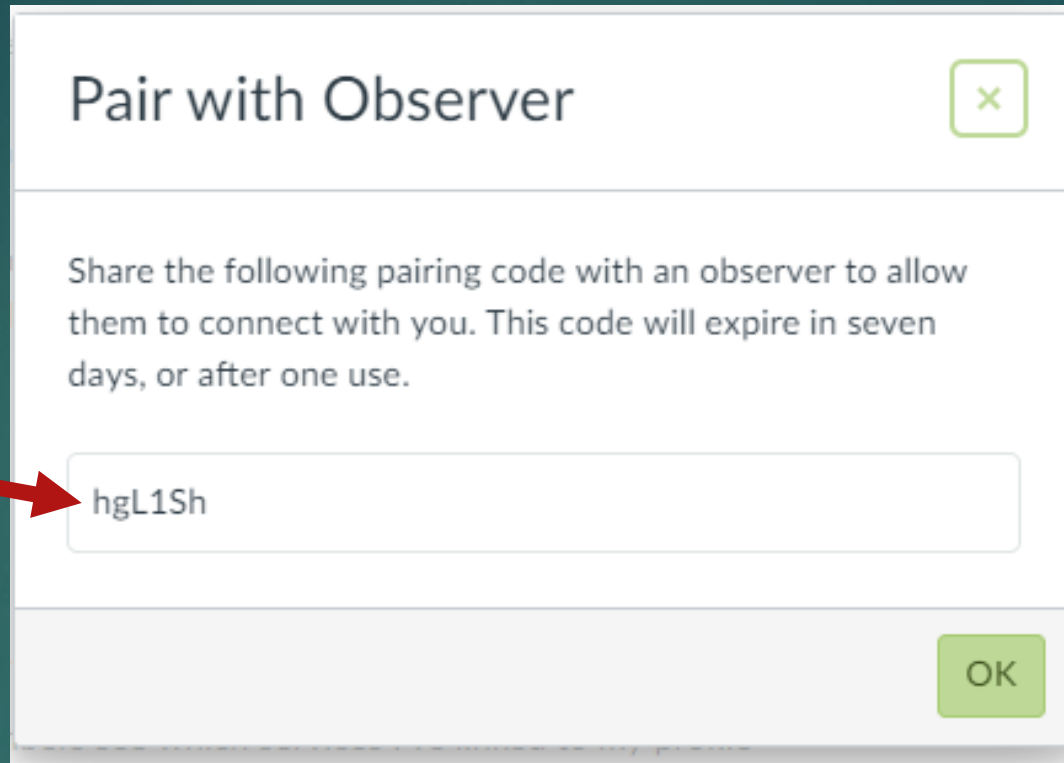


1. There will be a place for your child to log into their account.
2. Their login is their firstname.lastname@studentssd.org
3. Password is the same as their school password.
4. If they have logged in before on your computer their login name should already appear here.



The screenshot shows a user's profile settings page. On the left is a navigation menu with icons for Account, Dashboard, Courses, Calendar, Inbox, and Help. The main content area is titled 'Settings' and includes sections for 'Notifications', 'Files', 'Settings', 'ePortfolios', 'My Badges', and 'Browse NBC Learn'. Below these are fields for 'Full Name', 'Display Name', 'Sortable Name', 'Language', and 'Time Zone'. A 'Web Services' section contains a paragraph and a checkbox. On the right, there are sections for 'Ways to Contact', 'Email Addresses', and 'Other Contacts'. At the bottom right, there are buttons for 'Edit Settings', 'Download Submissions', and 'Pair with Observer'. Three red arrows with numbers 1, 2, and 3 point to the 'Account' menu item, the 'Settings' option in the main menu, and the 'Pair with Observer' button, respectively.

1. FIRST CLICK ON ACCOUNT IN THE UPPER LEFT.
2. THEN CLICK SETTINGS.
3. FINALLY CLICK ON PAIR WITH OBSERVER ON THE RIGHT SIDE.



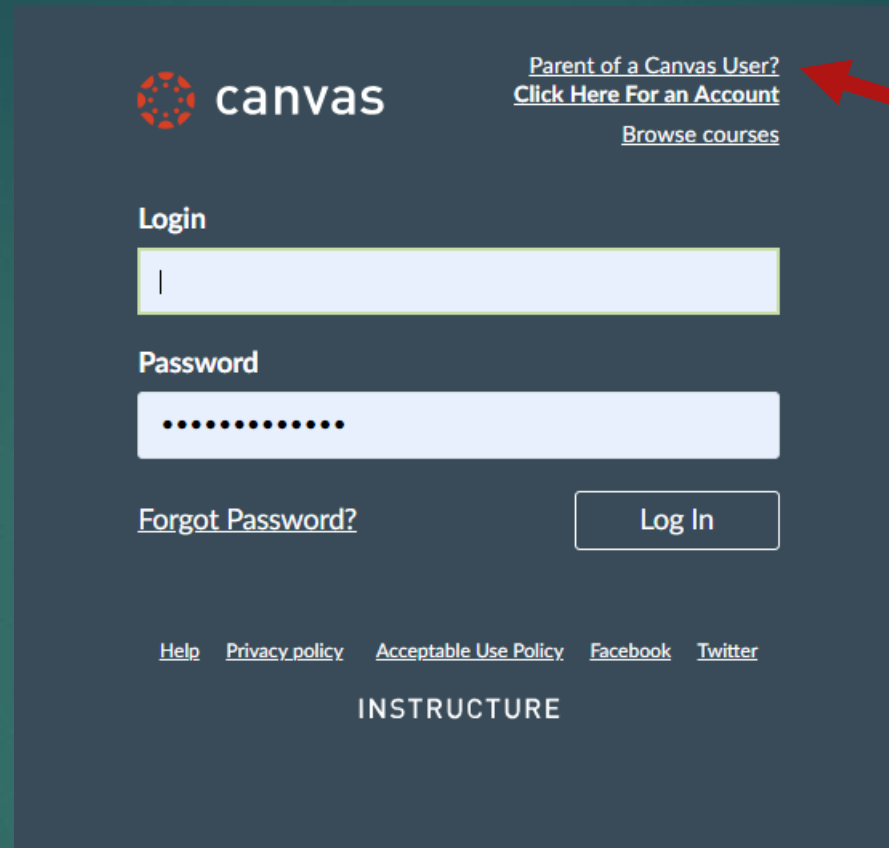
1. YOUR CHILD WILL END UP WITH A 6 DIGIT CODE.
2. YOU WILL USE THIS CODE TO PAIR YOURSELF WITH YOUR CHILD ACCOUNT.

PARENT SIGNUP

Parents go to

<https://sno.instructure.com/login/canvas>
when they have the access code from their
student

1. NOW OPEN UP A MICROSOFT CHROME BROWSER.
2. TYPE IN THE INTERNET ADDRESS ABOVE.



1. IN THE UPPER RIGHT CLICK ON **PARENT OF A CANVAS USER.**

Parent Signup ×

Your Name

Your Email

Password

Re-enter Password

Student Pairing Code [What is a pairing code?](#)

You agree to the [terms of use](#) and acknowledge the [privacy policy](#).



1. YOU NOW HAVE SOME INFORMATION TO PUT IN, INCLUDING THE PAIRING CODE.
2. ONCE YOU FINISH THE REGISTRATION YOU CLICK START PARTICIPATING AND YOU SHOULD BE ABLE TO OBSERVE WHAT IS GOING ON IN YOUR CHILD'S CANVAS ACCOUNT.

1. If you would like a quick reference guide for this, click on PARENTS at the top of our school homepage.

HOME OUR SCHOOL PARENTS STUDENTS DEPARTMENTS & PROGRAMS COMMUNITY

Valley View Middle School - Home of the Vikings!

Viking Announcements

Orientation night for incoming 7th graders
We would like to thank everyone who attended our orientation last night. We had a great turnout and look forward to seeing everyone again in the fall. If you were not able to attend you can view the powerpoint that was presented. [click here to view Powerpoint](#)

Science & Arts Academy Information
Inspire the mind and heart through the school district's Science & Arts Academy! Amazing Race: Snohomish Edition! Sweet Sugar Science. Video Animation. World Music. Aeronautical Engineering. Reader's Theater. Floral Design. Babysitting Essentials. These are just some of the many exciting topics students entering grades 1 through 9 may investigate through the district's summer program. This year's Science & Arts Academy will run July 8 through July 25 at Snohomish High School (1315 Fifth Street in Snohomish).
• [Click here to download the flier to our summer 2019 program - English.](#)
• [Click here to download the flier to our summer 2019 program - Spanish.](#)

Suicide prevention
• [Please click here to learn more about anxiety, depression and suicide prevention](#)

Viking Quick Links

- ▶ Athletics
- ▶ Attendance
- ▶ Check Your Email
- ▶ Commonly Requested District Forms & Documents
- ▶ Fliers
- ▶ Map & Directions
- ▶ Newsletter Sign-Up (listserv)
- ▶ Online Resources (Library, Canvas, Lynda, Office 365, Skyward, Overdrive)
- ▶ Principals
- ▶ School Closures/Inclement Weather/Snow Routes
- ▶ School Hours & Bell Schedule

1. Click on **Digital Access – Home & Remote**

Parents Directory

A

- Attendance

C

- Calendars & School Hours
- Commonly Requested Forms & Documents

D

- Digital Access - Home & Remote

E

- Emergencies & School Messenger

F

- Free/Reduced Meals

H

- Healthy Youth Survey

L

- Library Resources

N

- New Student Registration
- Non-Discrimination Statement

O

- Online Payments/TouchBase
- OSPI (Office of Superintendent of Public Instruction) Resources

P

- PLUSS


S

- School Closure - Weather Delays/Late Start



1. Finally you will come to this set of instructions. Scrolling through will also help you set up your account.

Digital Access - Home & Remote


CONNECT WITH US 

Digital Access - Home & Remote

▶ Digital Access - Home & Remote

SET UP INSTRUCTIONS CANVAS PARENT ACCESS

STUDENT LOGIN




Student logs into their Canvas account

Student should click 'Account' and then 'Settings' in their account.

PAIRING CODE

Student clicks 'Pair with Observer' and then gives the 6 digit pairing code to their parent.

 Pair with Observer

Page 1 / 2 